



**Australian Government**  
**Office of the Australian  
Information Commissioner**

# Notifiable Data Breaches Quarterly Statistics Report

1 April – 30 June 2018

[oaic.gov.au](http://oaic.gov.au)

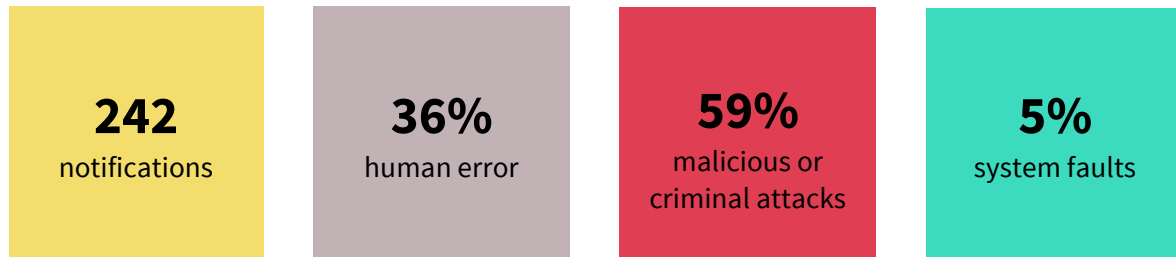
**OAIC**

Report issued: 31/07/18

# Contents

<b>Executive Summary</b>	<b>3</b>
<b>About this report</b>	<b>3</b>
<b>Data breach notifications from all industry sectors</b>	<b>4</b>
Number of data breaches reported — All sectors	4
Number of individuals affected — All sectors	5
Kinds of personal information involved in data breaches — All sectors	6
Source of the data breaches — All sectors	7
Human error data breaches — All sectors	8
Malicious or criminal attack data breaches — All sectors	10
Cyber incident data breaches — All sectors	11
System fault data breaches — All sectors	12
<b>Comparison of top 5 industry sectors that reported data breaches in the quarter</b>	<b>13</b>
Top 5 industry sectors	13
Source of the data breaches — Top 5 industry sectors	14
Human error data breaches — Top 5 industry sectors	15
Malicious or criminal attack data breaches — Top 5 industry sectors	16
Cyber incident data breaches — Top 5 industry sectors	17
System fault data breaches — Top 5 industry sectors	18
<b>Finance sector report</b>	<b>19</b>
Summary — Finance sector	19
Number of data breaches reported — Finance sector	19
Number of individuals affected — Finance sector	20
Source of the data breaches — Finance sector	21
Human error data breaches — Finance sector	22
Malicious or criminal attack data breaches — Finance sector	23
Cyber incident data breaches — Finance sector	24
System fault data breaches — Finance sector	24
<b>Health sector report</b>	<b>25</b>
Summary — Health sector	25
Number of data breaches reported — Health sector	25
Number of individuals affected — Health sector	26
Source of the data breaches — Health sector	27
Human error data breaches — Health sector	28
Malicious or criminal attack data breaches — Health sector	29
Cyber incident data breaches — Health sector	30
System fault data breaches — Health sector	30
<b>Glossary</b>	<b>31</b>
Data breach categories	31
Other terminology used in this report and in the NDB Form	33

## Executive Summary



## About this report

This report captures notifications received by the Office of the Australian Information Commissioner (OAIC) under the [Notifiable Data Breaches \(NDB\) scheme](#) between 1 April and 30 June 2018.

The OAIC publishes quarterly statistical information about notifications received under the NDB scheme, which commenced on 22 February 2018, to assist entities and the public to understand the operation of the scheme. The report uses the term 'data breaches' throughout to mean those data breaches received by the OAIC under the NDB scheme.

Where data breaches affect multiple entities, the OAIC may receive multiple notifications relating to the same data breach. Notifications to the OAIC relating to the same data breach incident are counted as a single notification in this report.

The source of any given data breach is based on information provided by the reporting entity. Where more than one source has been identified or is possible, the dominant or most likely source has been selected for statistical purposes. Sources of data breach categories are defined in the glossary at the end of this report.

# Data breach notifications from all industry sectors

## Number of data breaches reported — All sectors

Chart 1.1 — Number of data breaches reported under the Notifiable Data Breaches scheme by month — All sectors

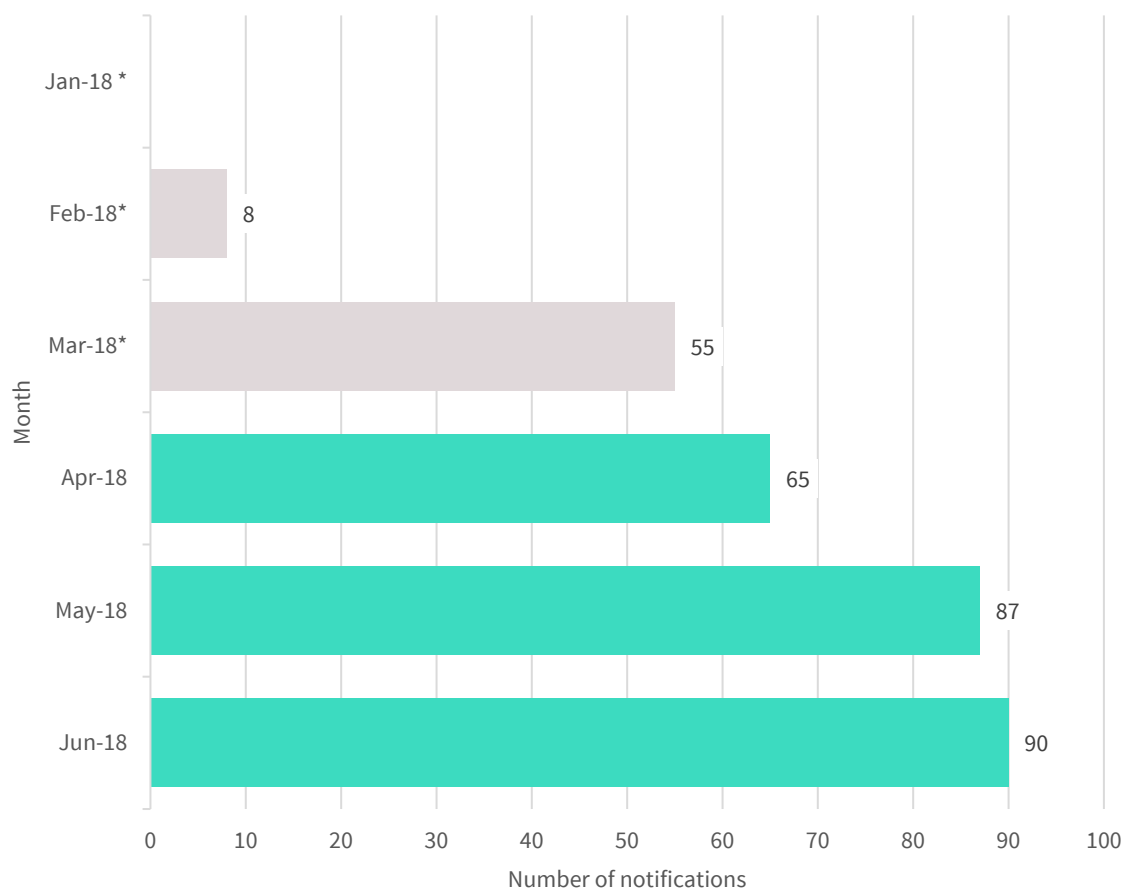
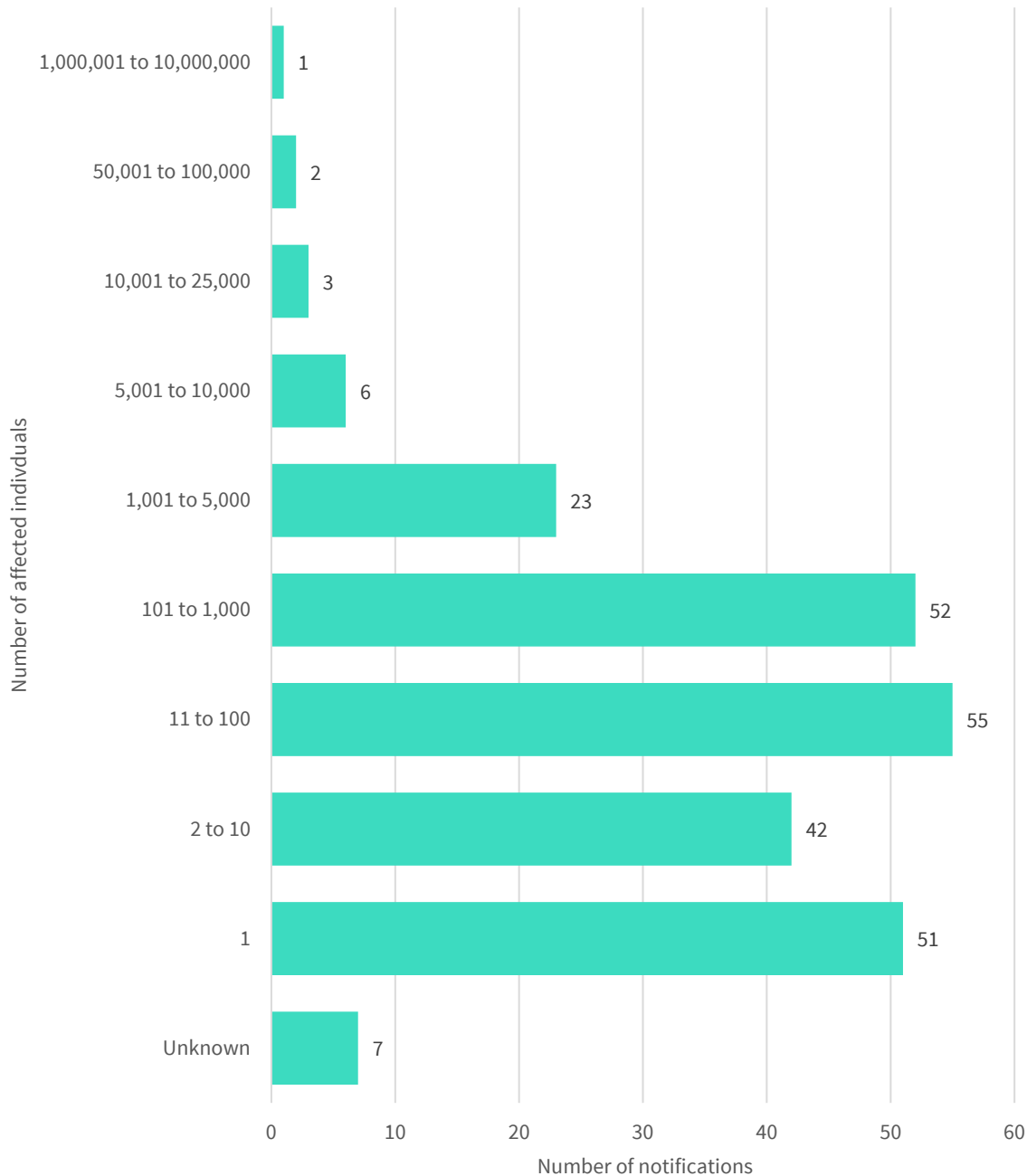


Table 1.A — Number of data breaches reported under the Notifiable Data Breaches scheme by quarter — All sectors

	Number of notifications
Total received in the quarter — April to June 2018	242
Total received January to March 2018*	63
* As the NDB scheme commenced on 22 February 2018, data is only available for part of the quarter	
<b>Total received 2017–18</b>	<b>305</b>

## Number of individuals affected — All sectors

Chart 1.2 — Number of individuals affected by data breaches in the quarter — All sectors



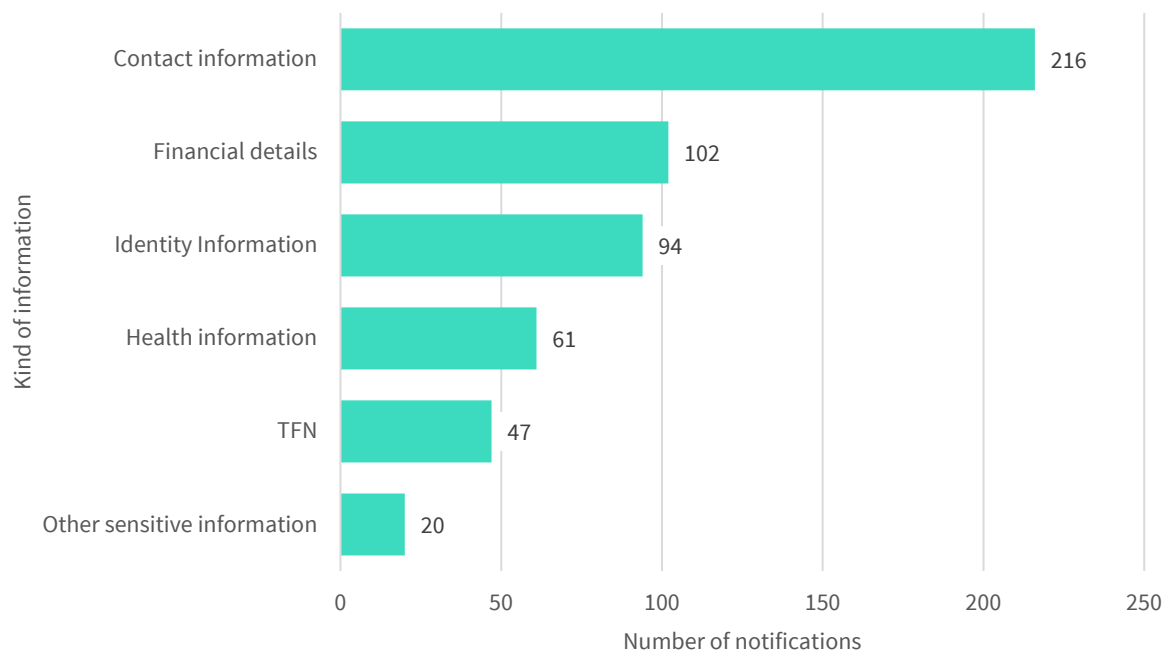
**Note:** Where bands are not shown (for example, 100,001 to 1,000,000), there were nil reports in the period. ‘Unknown’ includes notifications by entities whose investigations were ongoing at the time of this report.

Most data breaches in the period involved the personal information of 100 individuals or fewer (61 per cent of data breaches).

Data breaches impacting between 1 and 10 individuals comprised 38 per cent of the notifications.

## Kinds of personal information involved in data breaches — All sectors

**Chart 1.3 — Kinds of personal information involved in data breaches by number of notifications — All sectors**



**Note:** Data breaches may involve one or more kinds of personal information.

**Table 1.B — Kinds of personal information involved in data breaches by percentage of notifications — All sectors**

Kinds of personal information	% of data breaches
Contact information	89%
Financial details	42%
Identity information	39%
Health information	25%
TFN	19%
Other sensitive information	8%

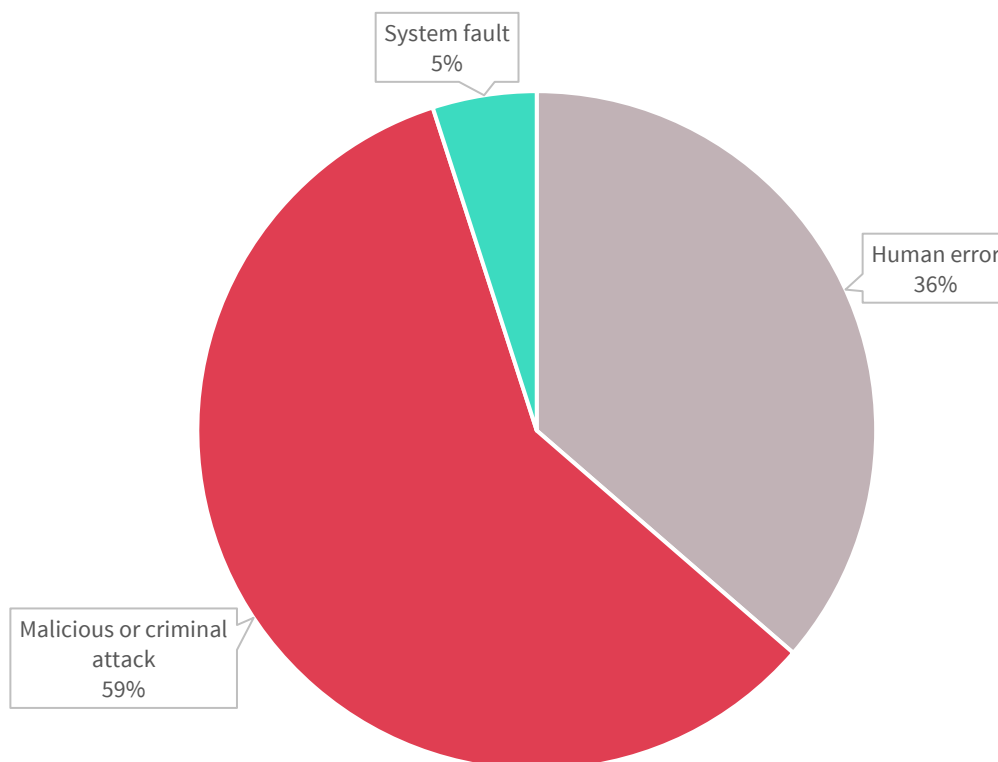
The majority of data breaches involved ‘contact information’, such as an individual’s home address, phone number or email address. This is distinct from ‘identity information’, which refers to information that is used to confirm an individual’s identity, such as passport number, driver’s licence number or other government identifiers.

Entities also notified data breaches that involved individuals’ tax file numbers (TFNs), financial details, such as bank account or credit card numbers, as well as health information. ‘Other sensitive information’ refers to categories of sensitive information as set out in section 6(1) of the *Privacy Act 1988* (Privacy Act), other than health information as defined in section 6FA.

## Source of the data breaches — All sectors

This chart breaks down the sources of data breaches as identified by notifying entities in all industry sectors in the quarter.

**Chart 1.4 — Source of data breaches by percentage — All sectors**



Malicious or criminal attacks accounted for 59 per cent of data breaches this quarter.

Malicious or criminal attacks differ from human error breaches in that they are deliberately crafted to exploit known vulnerabilities for financial or other gain. Attacks included cyber incidents such as phishing, malware, ransomware, brute-force attack, compromised or stolen credentials and hacking by other means, as well as social engineering or impersonation and actions taken by a rogue employee or insider threat. Theft of paperwork or storage devices was a significant source of malicious or criminal attacks.

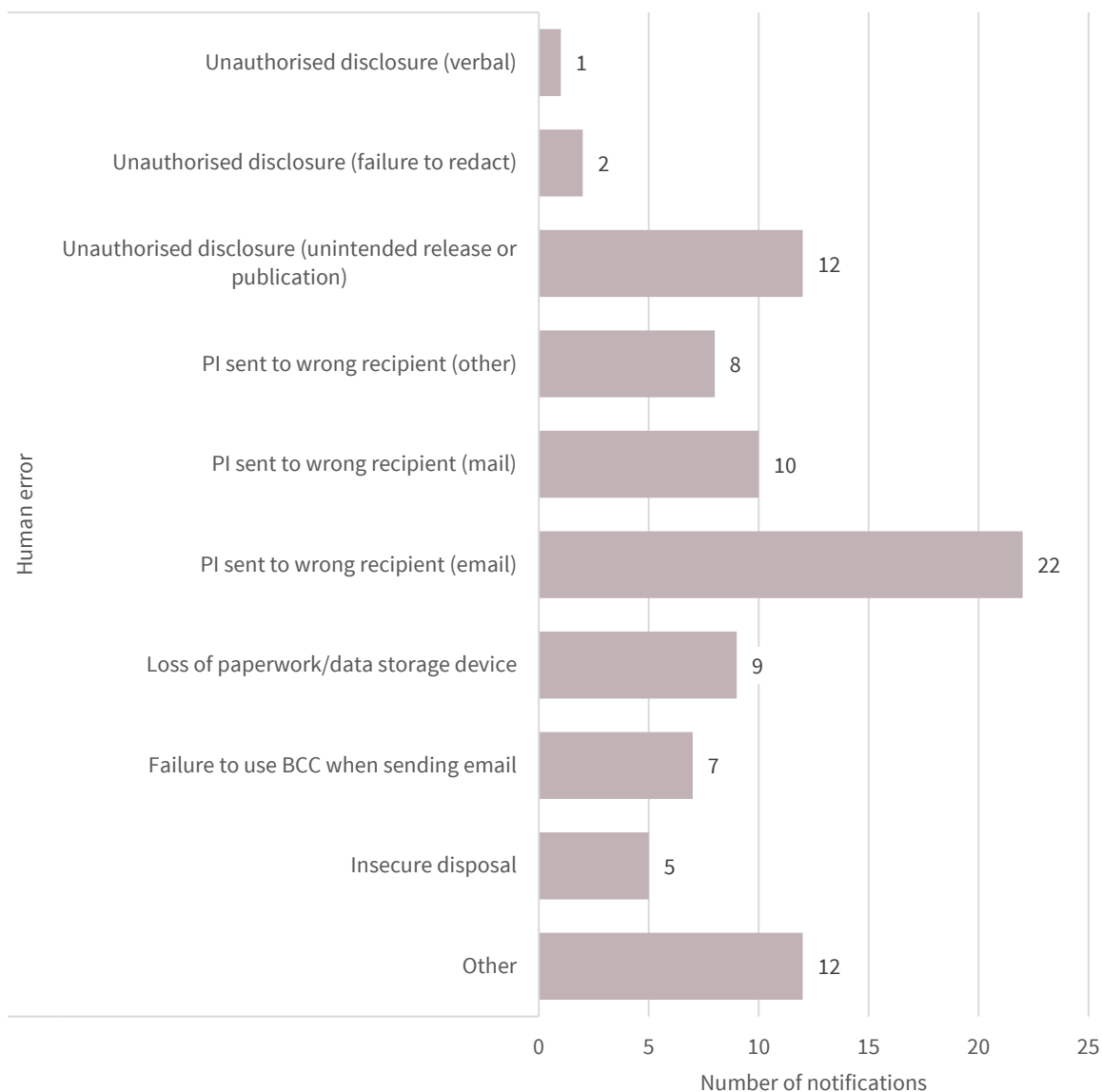
Human error remained a major source of breaches, accounting for 36 per cent of data breaches. Further, many cyber incidents in this quarter appear to have exploited vulnerabilities involving a human factor (such as clicking on a phishing email or disclosing passwords).

System faults accounted for 5 per cent of data breaches.

## Human error data breaches — All sectors

This chart breaks down the kinds of data breaches identified as ‘human error’ in the quarter.

**Chart 1.5 — Human error breakdown — All sectors**



The second largest source of data breaches in the quarter was human error (36 per cent), with examples including sending personal information to the wrong recipient via email (22 notifications), mail (10 notifications) or in other ways (8 notifications), and unintended release or publication of personal information (12 notifications).

However, certain kinds of data breaches can affect larger numbers of people. For example, in this quarter human error data breaches involving the loss of storage devices impacted the largest numbers of people (an average of 1199 affected individuals per breach). Failures to use the ‘blind carbon copy’ (BCC) function when sending group emails impacted an average of 571 affected individuals per data breach. By contrast, human errors involving sending personal information to the wrong recipient generally impacted small groups or single individuals.



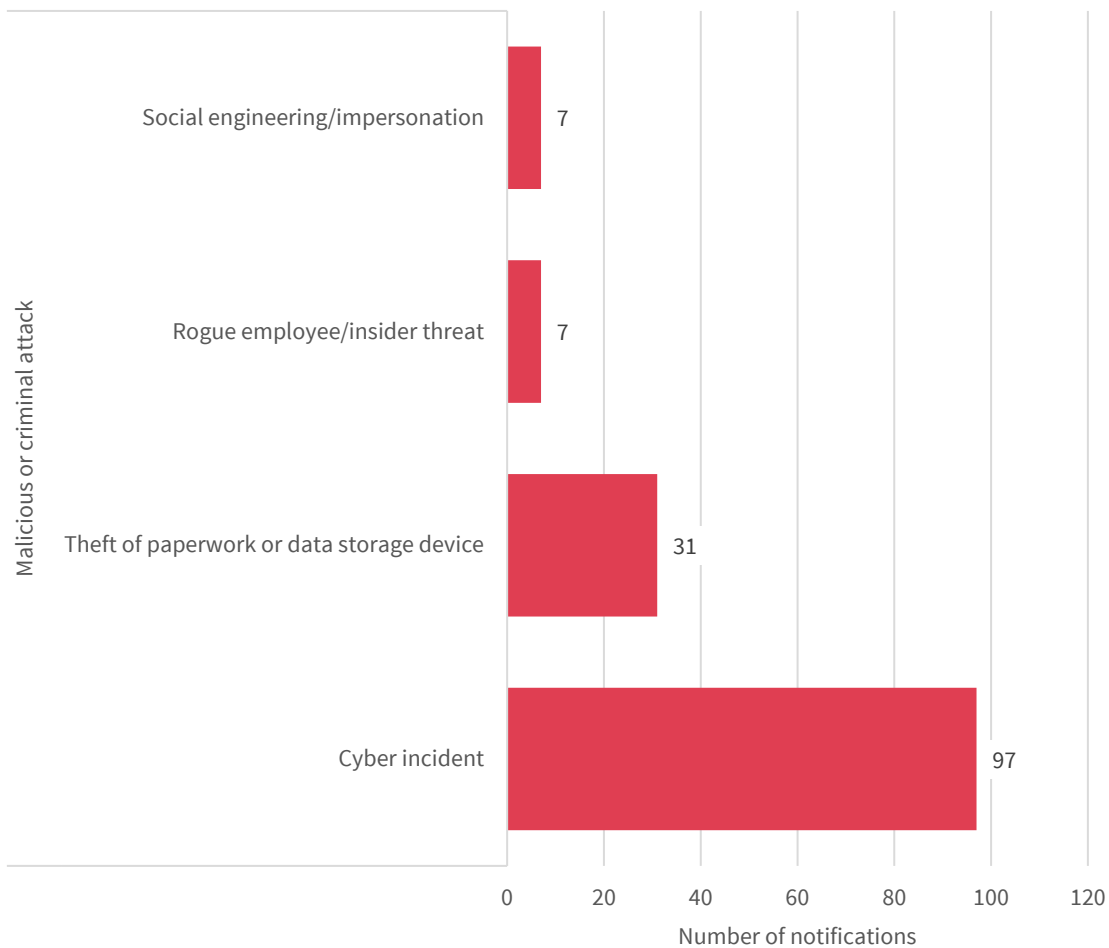
Table 1.C – Human error breakdown by average number of affected individuals – All sectors

Human error	No. of data breaches received	Average no. of affected individuals
Loss of paperwork/data storage device	9	1199
Failure to use BCC when sending email	7	571
Other	12	440
Unauthorised disclosure (unintended release or publication)	12	216
Insecure disposal	5	69
PI sent to wrong recipient (email)	22	35
PI sent to wrong recipient (mail)	10	6
PI sent to wrong recipient (other)	8	1

## Malicious or criminal attack data breaches — All sectors

This chart breaks down the kinds of data breaches identified as ‘malicious or criminal attack’ in the quarter.

Chart 1.6 — Malicious or criminal attack breakdown — All sectors



Malicious or criminal attacks were the largest source of data breaches this quarter, accounting for 59 per cent. Many cyber incidents in this quarter appear to have exploited vulnerabilities involving a human factor (such as clicking on a phishing email or disclosing passwords).

The largest source of attacks was cyber incidents (97 notifications) such as phishing, malware, ransomware, brute-force attack, compromised or stolen credentials and hacking by other means.

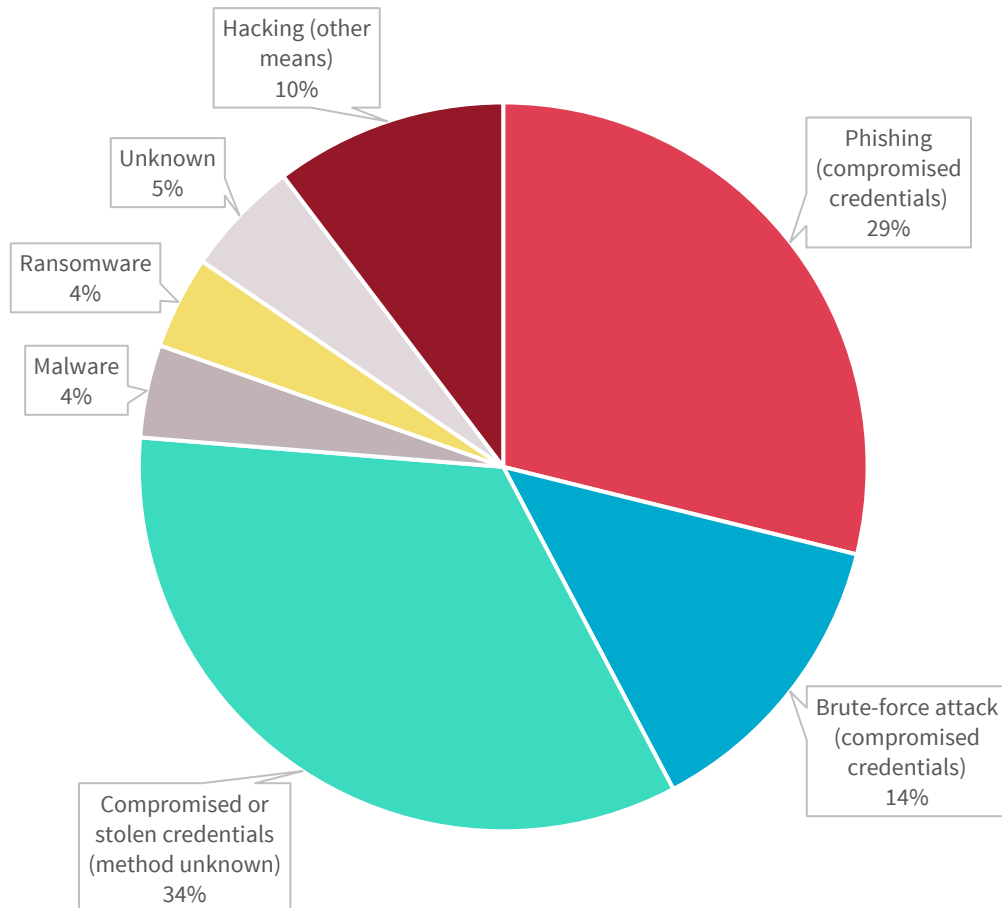
Theft of paperwork or storage devices was also a significant source of malicious or criminal attacks (31 notifications).

Other sources included social engineering or impersonation (7 notifications) and actions taken by a rogue employee or insider threat (7 notifications).

## Cyber incident data breaches — All sectors

This chart breaks down the kinds of data breaches identified as ‘malicious or criminal attack — cyber incident’ in the quarter.

Chart 1.7 — Cyber incident breakdown — All sectors

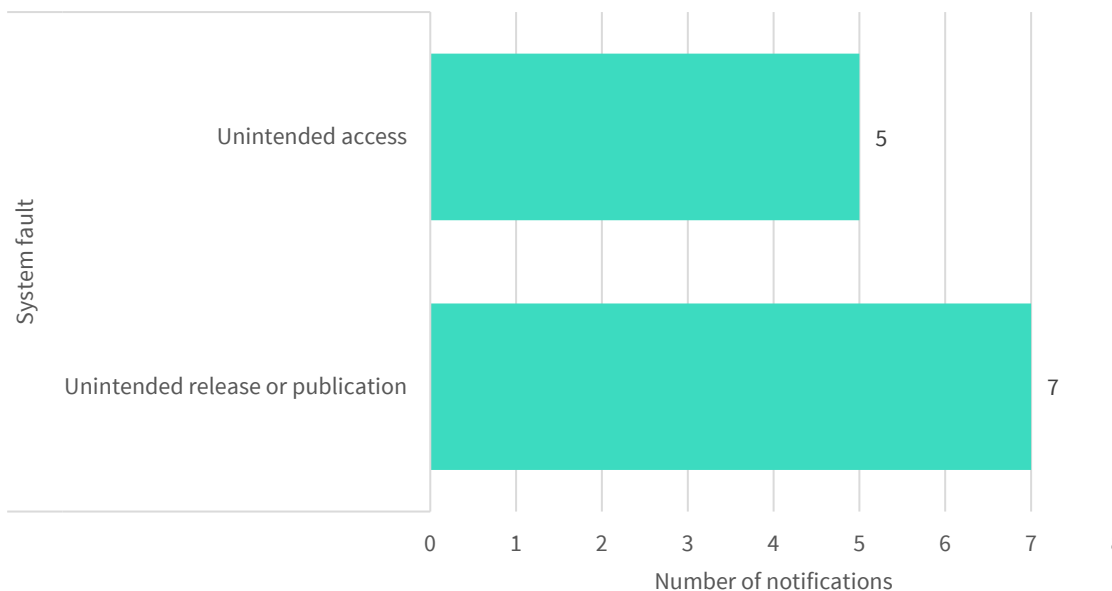


The majority of cyber incidents were linked to the compromise of credentials through phishing (29 per cent), brute-force attacks (14 per cent) or by unknown methods (34 per cent).

## System fault data breaches — All sectors

This chart breaks down the kinds of data breaches identified as ‘system fault’ in the quarter.

**Chart 1.8 — System fault breakdown — All sectors**



System faults accounted for 5 per cent of data breaches this quarter.

Five data breaches related to unintended access to personal information as a result of a system fault, and seven related to unintended release or publication of personal information as a result of a system fault.

## Comparison of top 5 industry sectors that reported data breaches in the quarter

This section compares notifications reported under the [Notifiable Data Breaches \(NDB\) scheme](#) by the five industry sectors that made the most notifications in the quarter (the top 5 industry sectors).

### Top 5 industry sectors

Table 2.A — Top 5 industry sectors by notifications in the quarter

Top 5 industry sectors	Number of data breaches received
Health service providers <sup>1</sup>	49
Finance <sup>2</sup>	36
Legal, Accounting & Management services	20
Education <sup>3</sup>	19
Business and Professional Associations	15

The [NDB scheme applies to](#) agencies and organisations that the Privacy Act requires to take reasonable steps to secure personal information. This includes most Australian Government agencies, businesses and not-for-profit organisations with an annual turnover of \$3 million or more, credit reporting bodies, private health service providers, and TFN recipients, among others.

During April to June 2018, the largest source of reported data breaches was the private health service provider sector (health sector) (20 per cent). The second largest source was the finance sector (15 per cent). This was followed by the legal, accounting and management services sector (8 per cent), the private education sector (8 per cent), and the business and professional associations sector (6 per cent).

Notifications made under the *My Health Records Act 2012* are not included in this report, as they are subject to specific notification requirements set out in that Act.

<sup>1</sup> A health service provider generally includes any private sector entity that provides a health service within the meaning of [s 6FB of the Privacy Act](#). State or Territory public hospitals and health services are generally not covered — they are bound by State and Territory privacy laws, as applicable.

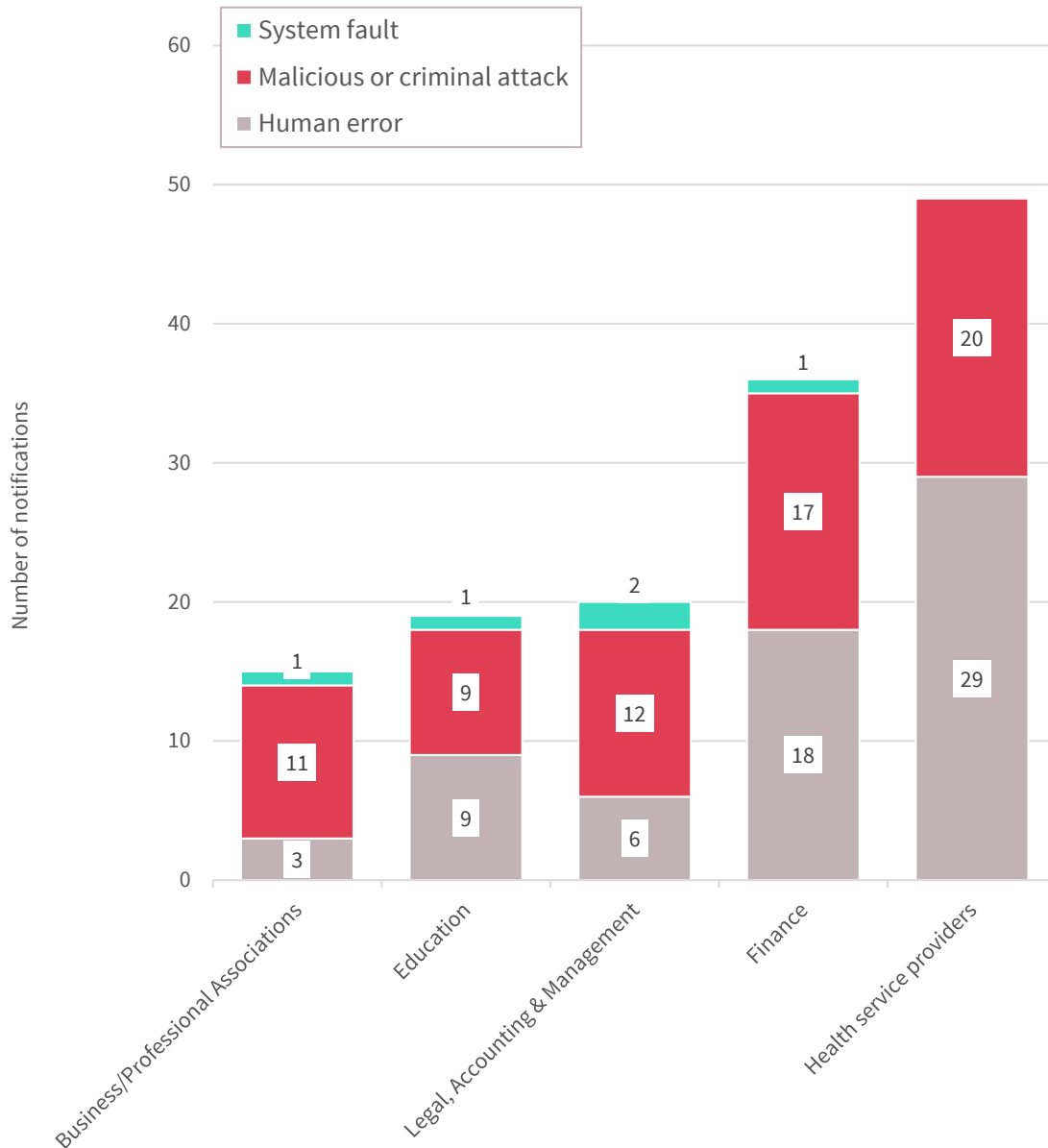
<sup>2</sup> This sector includes banks, wealth managers, financial advisors, and superannuation funds.

<sup>3</sup> This sector includes private education providers who are APP entities and the Australian National University. Other public sector education providers are bound by State and Territory privacy laws, as applicable.

## Source of the data breaches — Top 5 industry sectors

This chart breaks down the sources of data breaches as identified by notifying entities in the top 5 industry sectors in the quarter.

Chart 2.1 — Source of data breaches — Top 5 industry sectors



The highest reporting sector was the health service providers sector (49 notifications). Of those notifications, 59 per cent of reportable data breaches resulted from human error (29 notifications). Notifications from the finance sector also indicated that 50 per cent of its data breaches resulted from human error (36 notifications).

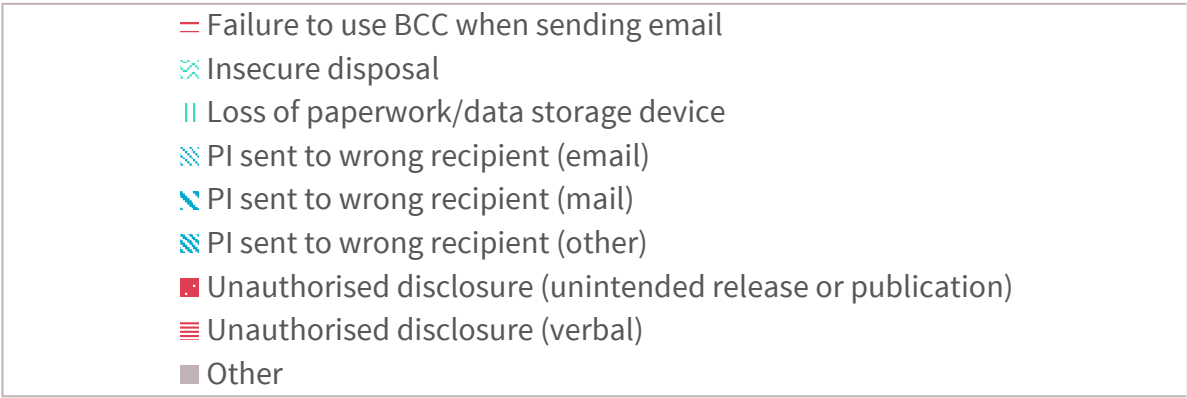
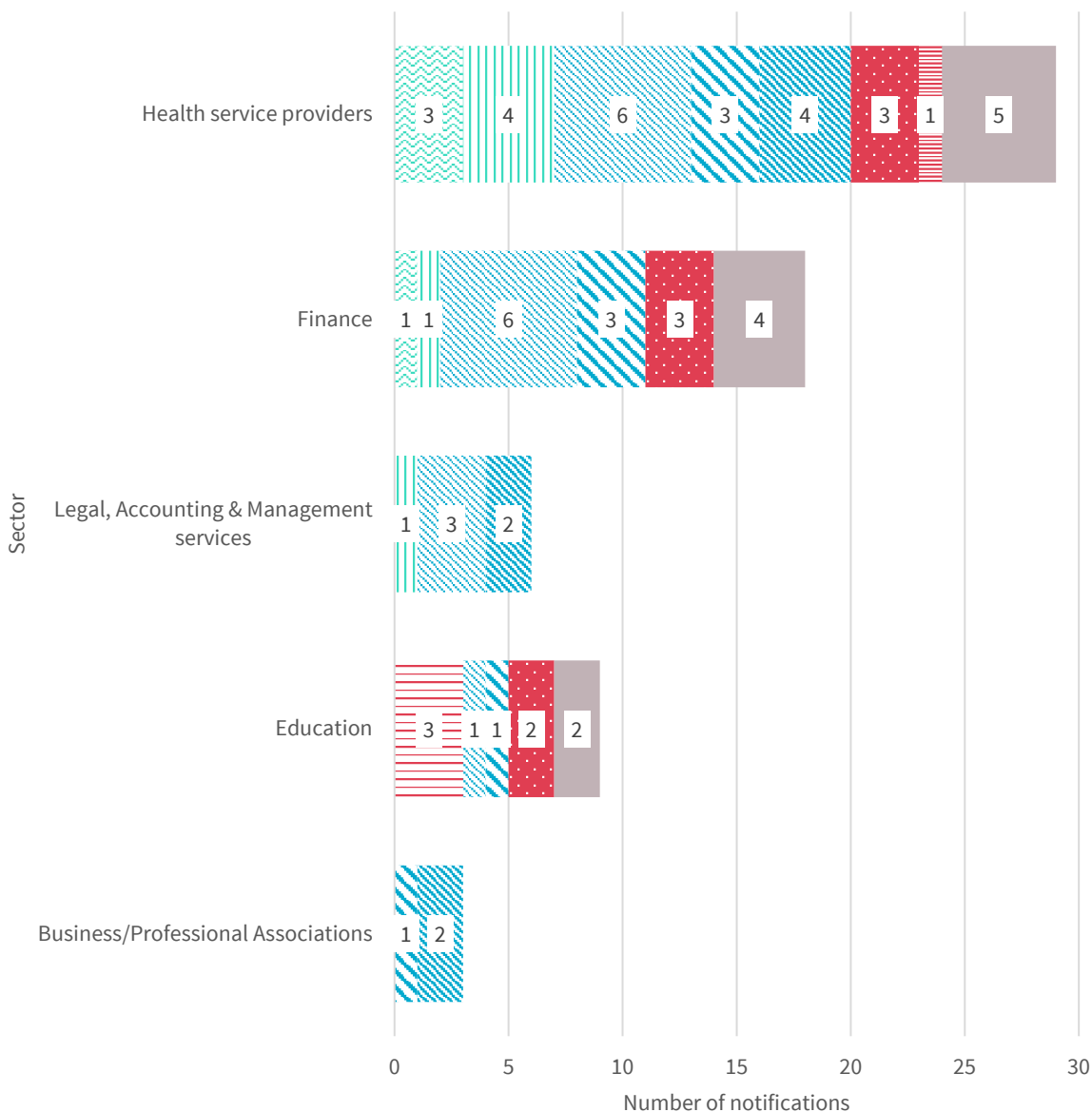
Legal, accounting and management and business and professional associations notified the majority of breaches resulting from malicious or criminal attacks.

Four of the top 5 sectors notified at least one breach resulting from a system fault.

## Human error data breaches — Top 5 industry sectors

This chart breaks down the kinds of data breaches identified as ‘human error’ by the top 5 industry sectors in the quarter.

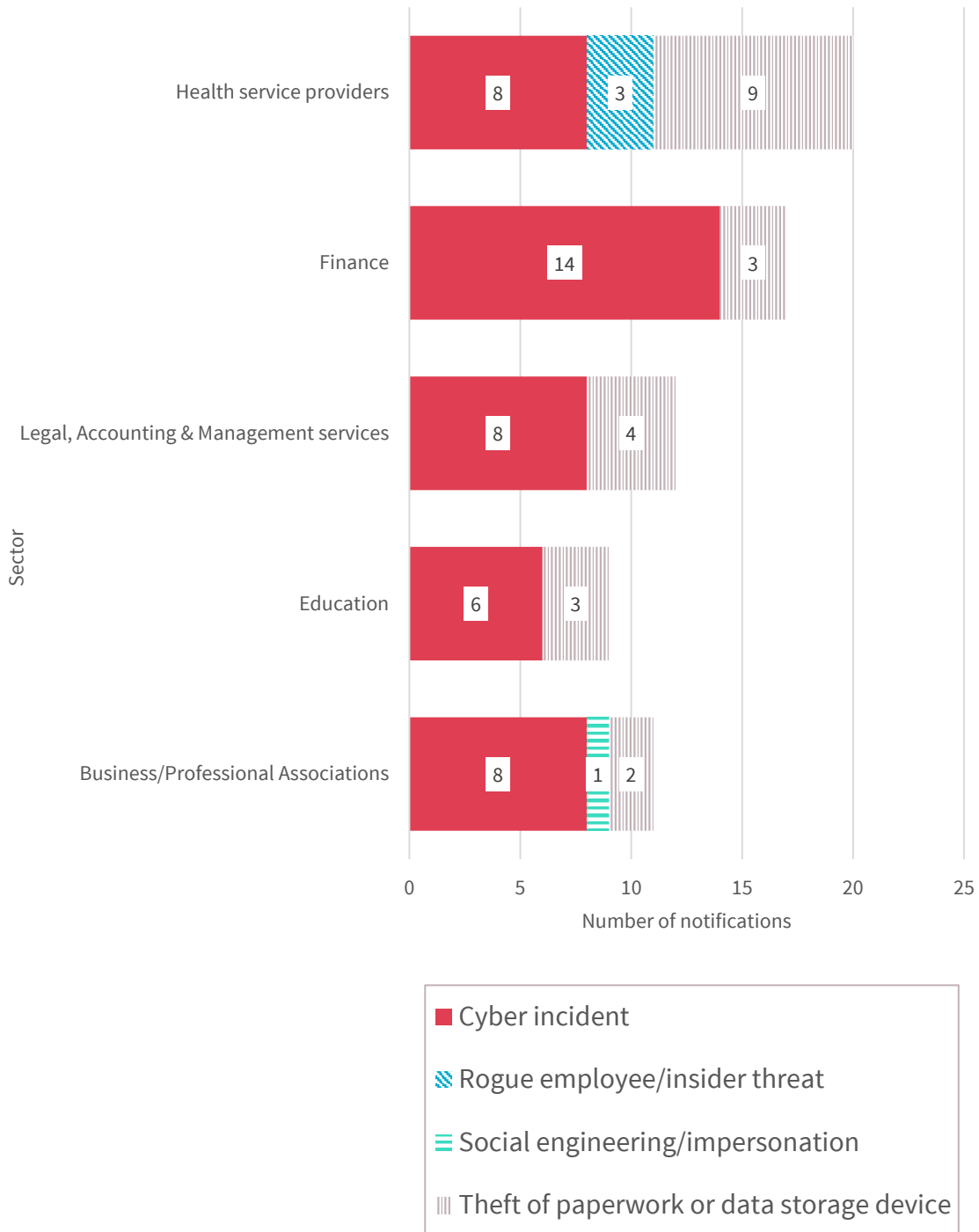
Chart 2.2 — Human error breakdown — Top 5 industry sectors



## Malicious or criminal attack data breaches – Top 5 industry sectors

This chart breaks down the kinds of data breaches identified as ‘malicious or criminal attack’ by the top 5 industry sectors in the quarter.

Chart 2.3 – Malicious or criminal attacks breakdown – Top 5 industry sectors

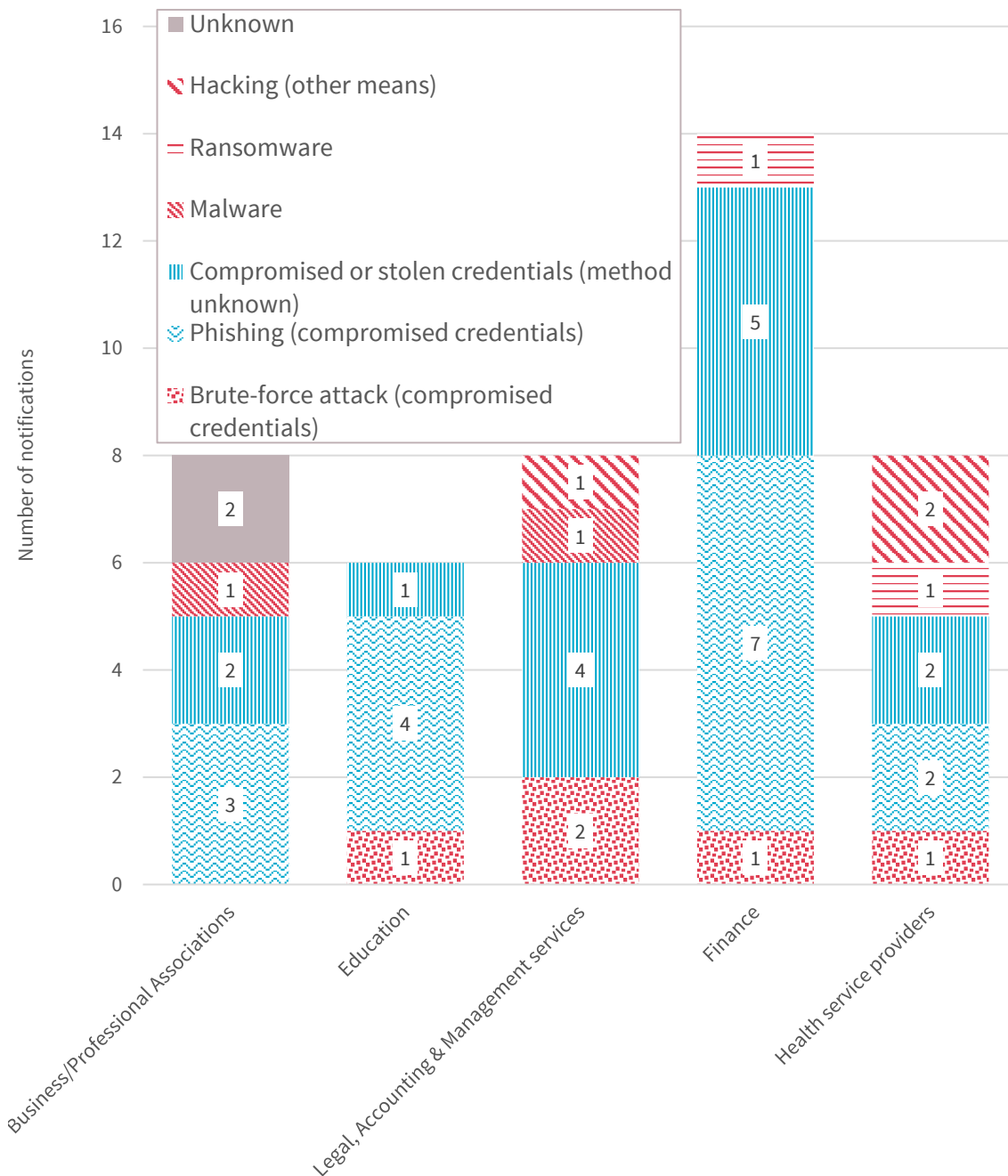




## Cyber incident data breaches — Top 5 industry sectors

This chart breaks down the kinds of data breaches identified as ‘malicious or criminal attack — cyber incident’ by the top 5 industry sectors in the quarter.

Chart 2.4 — Cyber incident breakdown — Top 5 industry sectors

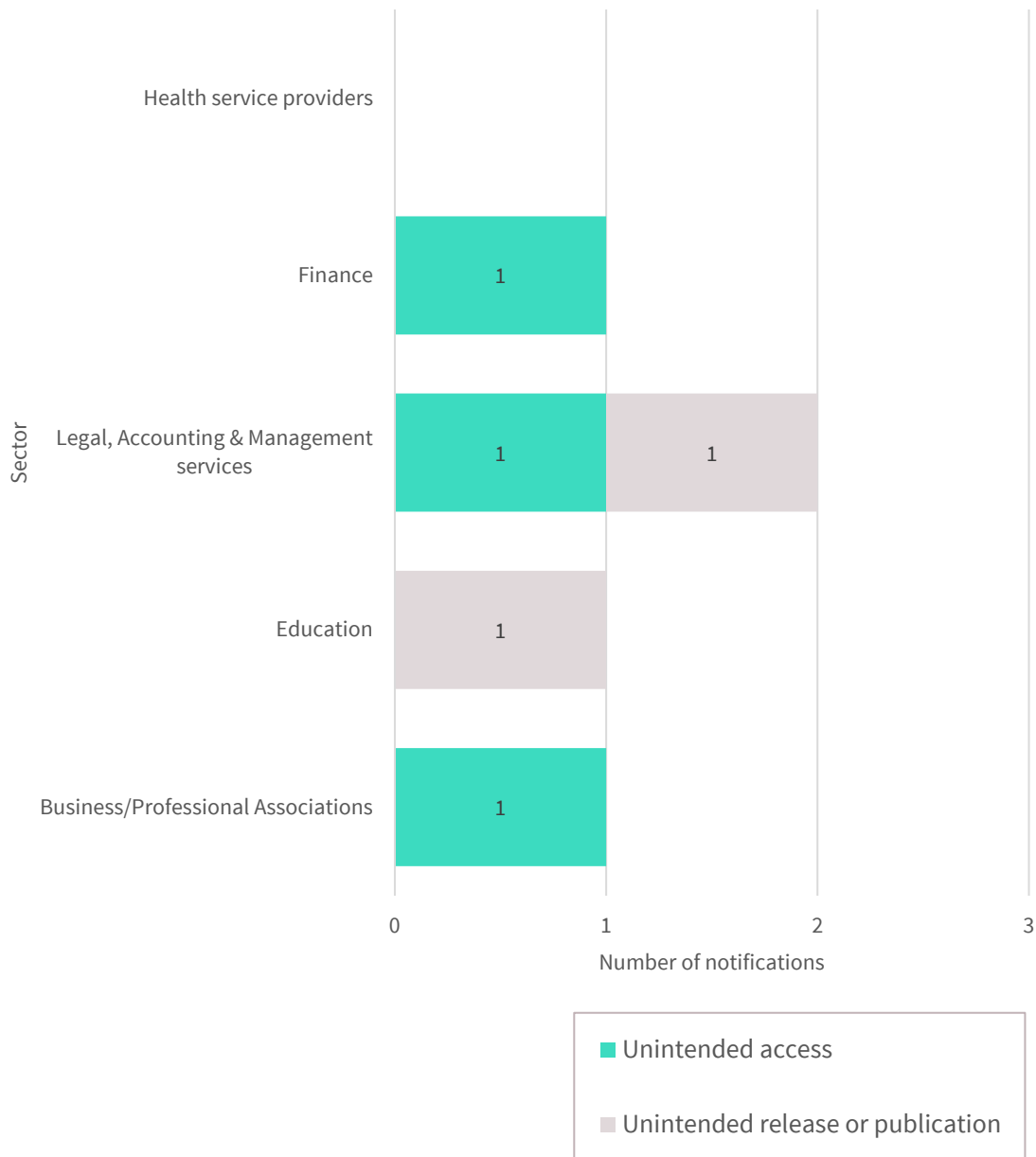


Similar to the overall trend, a majority of cyber incidents in the top 5 reporting sectors were linked to the compromise of credentials through phishing, brute-force attacks, or by unknown methods, particularly in the finance sector where these kinds of attacks accounted for 93 per cent of all cyber incident data breaches.

## System fault data breaches — Top 5 industry sectors

This chart breaks down the kinds of data breaches identified as ‘system fault’ by the top 5 industry sectors in the quarter.

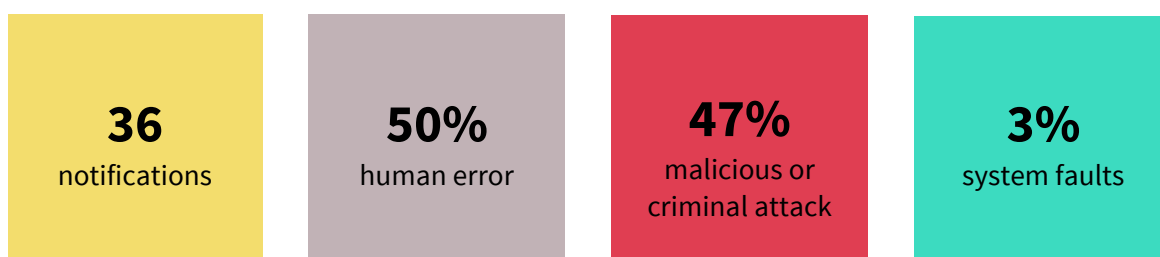
Chart 2.5 — System fault breakdown — Top 5 industry sectors



## Finance sector report

This section covers notifications made under the [Notifiable Data Breaches scheme](#) by entities in the finance sector, such as banks, wealth managers, financial advisors, and superannuation funds.

### Summary — Finance sector



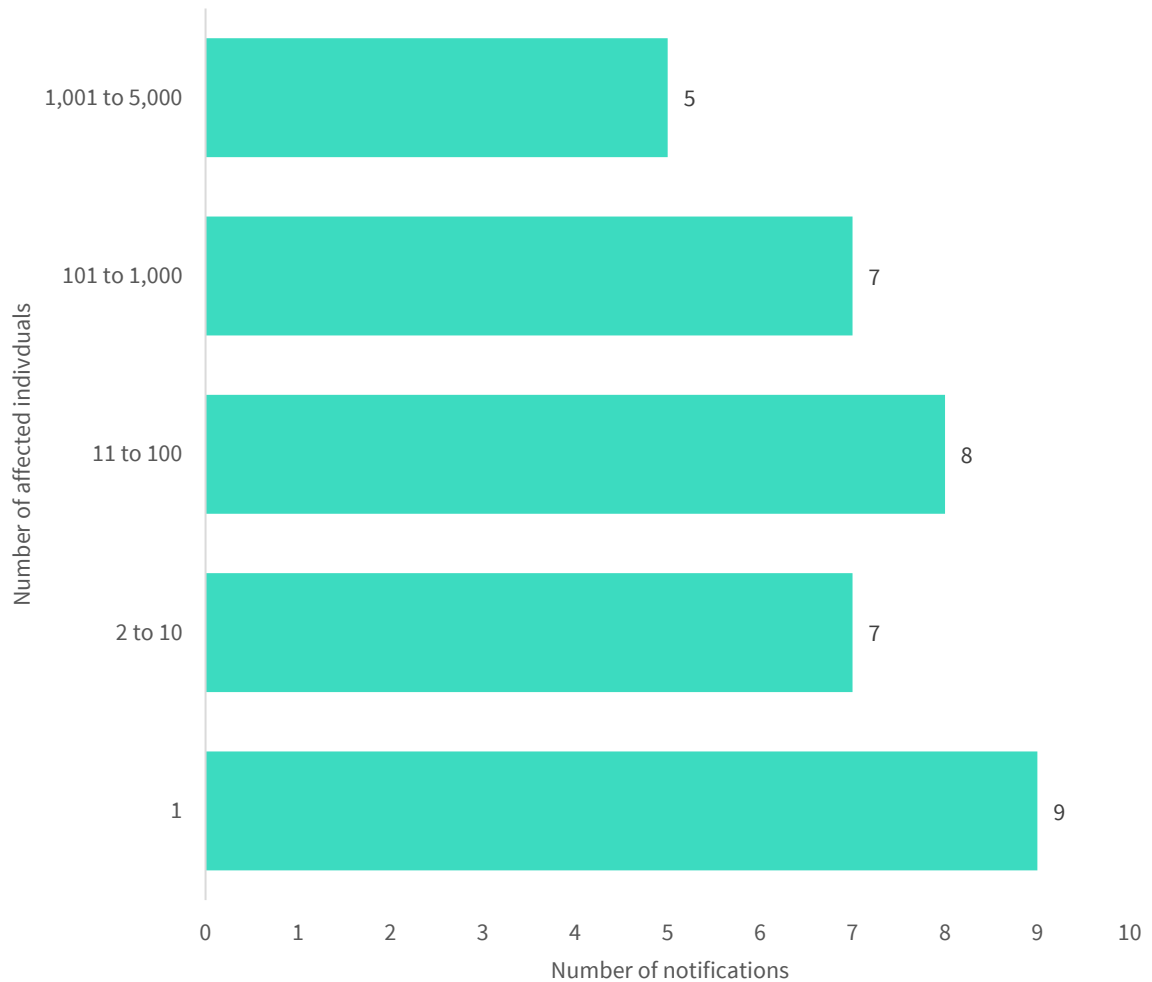
### Number of data breaches reported — Finance sector

Table 3.A — Number of data breaches reported under the Notifiable Data Breaches scheme by the Finance sector by quarter

	Number of notifications
Total received in the quarter — April to June 2018	36
Total received January to March 2018*	8
* As the NDB scheme commenced on 22 February 2018, data is only available for part of the quarter	
<b>Total received 2017-18</b>	<b>44</b>

## Number of individuals affected — Finance sector

Chart 3.1 — Number of individuals affected by data breaches in the quarter — Finance sector

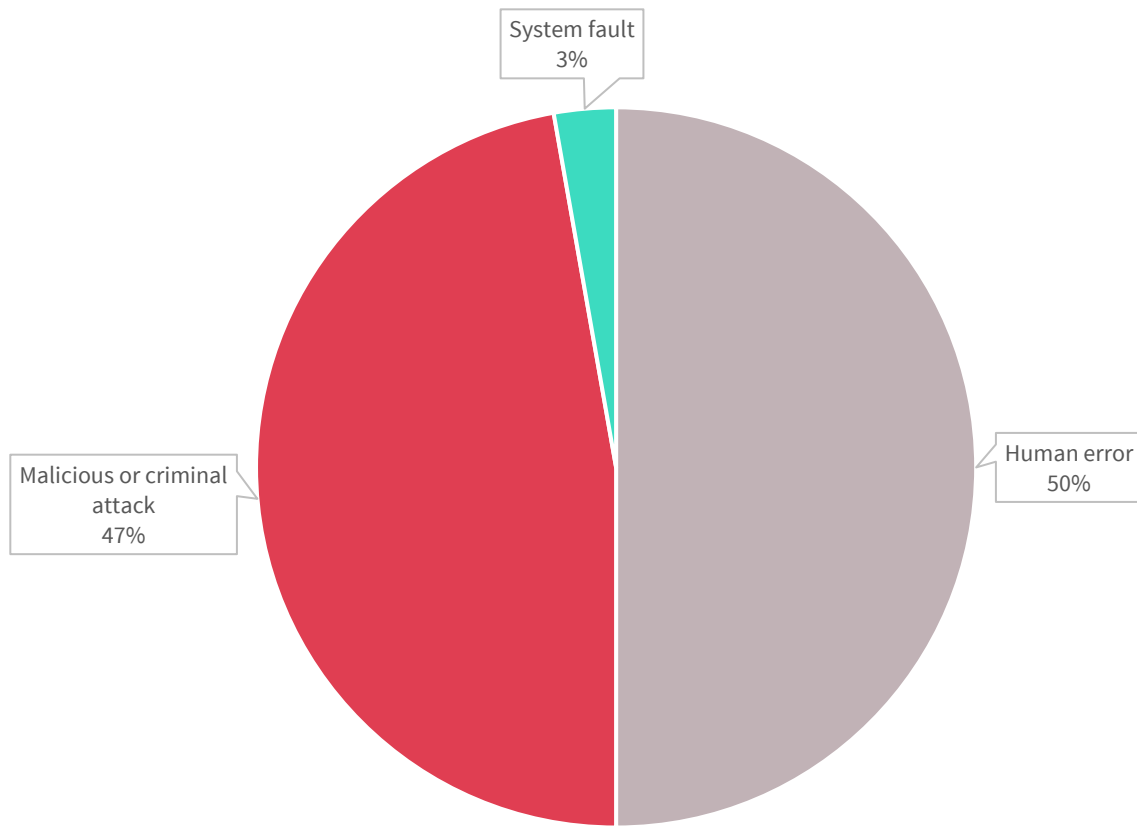


**Note:** Where bands are not shown, there were nil reports in the period.

Most notifications in the period from the finance sector involved the personal information of 100 individuals or fewer (67 per cent of breaches). Breaches impacting between 1 and 10 individuals comprised 44 per cent of the notifications. 33 per cent of notifications included affected more than 100 individuals.

## Source of the data breaches — Finance sector

Chart 3.2 — Source of data breaches by percentage — Finance sector



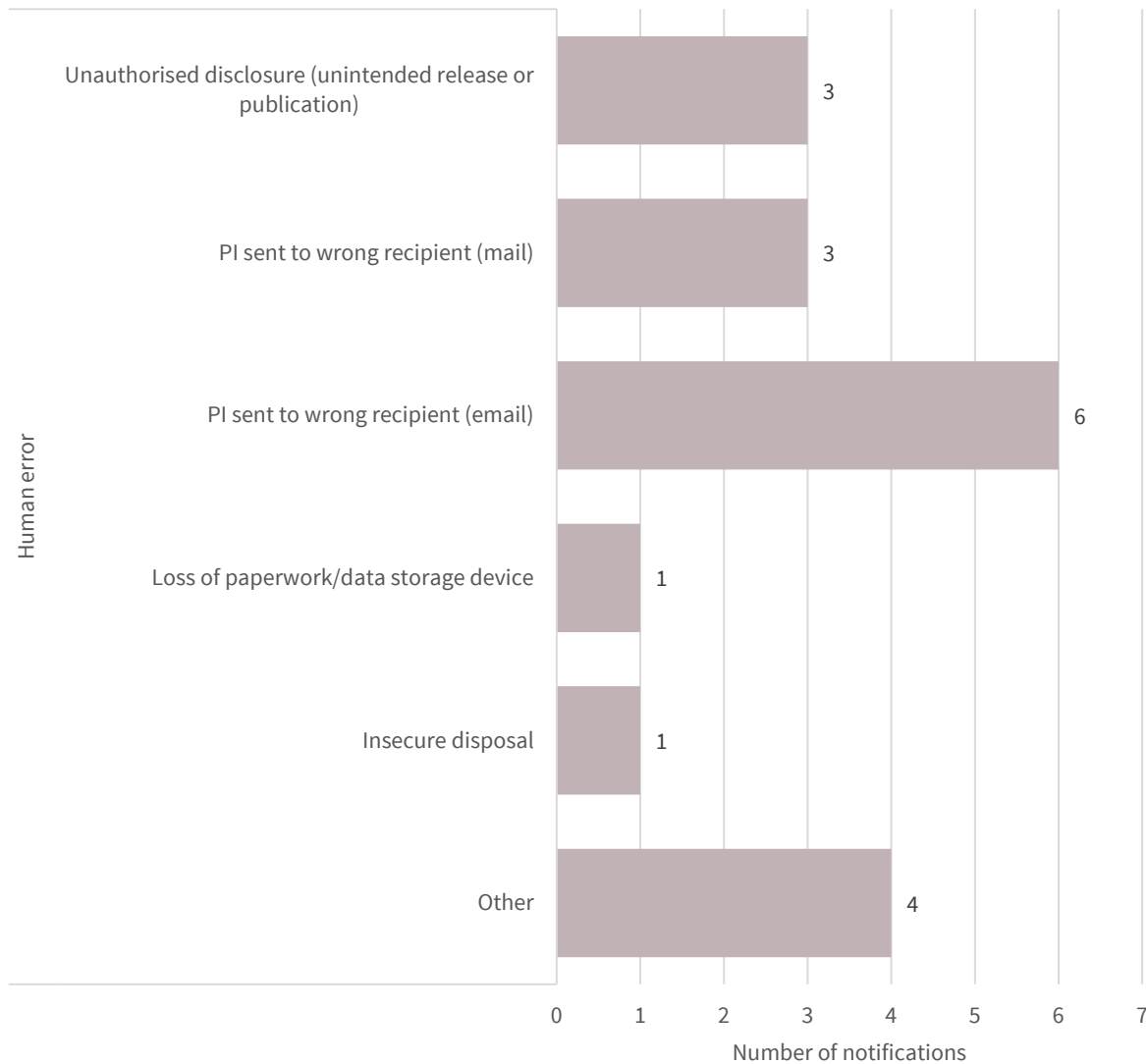
Human error accounted for 50 per cent of data breaches reported from the finance sector.

Malicious or criminal attacks accounted for 47 per cent of data breaches.

## Human error data breaches — Finance sector

This chart breaks down the kinds of data breaches identified as ‘human error’ by the finance sector in the quarter.

**Chart 3.3 — Human error breakdown — Finance sector**

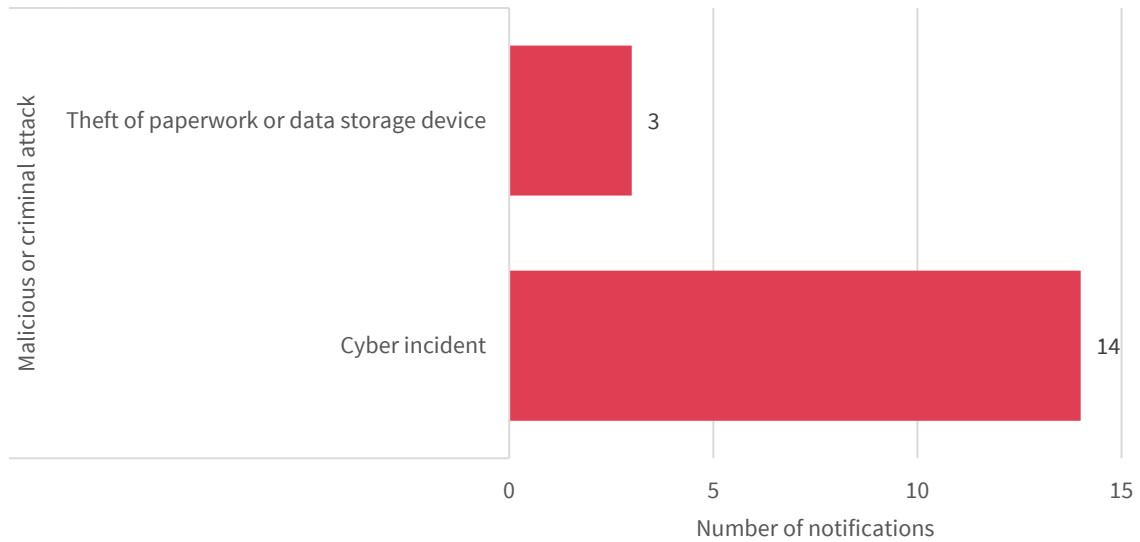


The largest source of data breaches from the finance sector was human error (50 per cent), with examples including sending personal information to the wrong recipient by email (6 notifications) or mail (3 notifications), and unintended release or publication of personal information (3 notifications).

## Malicious or criminal attack data breaches — Finance sector

This chart breaks down the kinds of data breaches identified as ‘malicious or criminal attack’ by the finance sector in the quarter.

**Chart 3.4 — Malicious or criminal attacks breakdown — Finance sector**

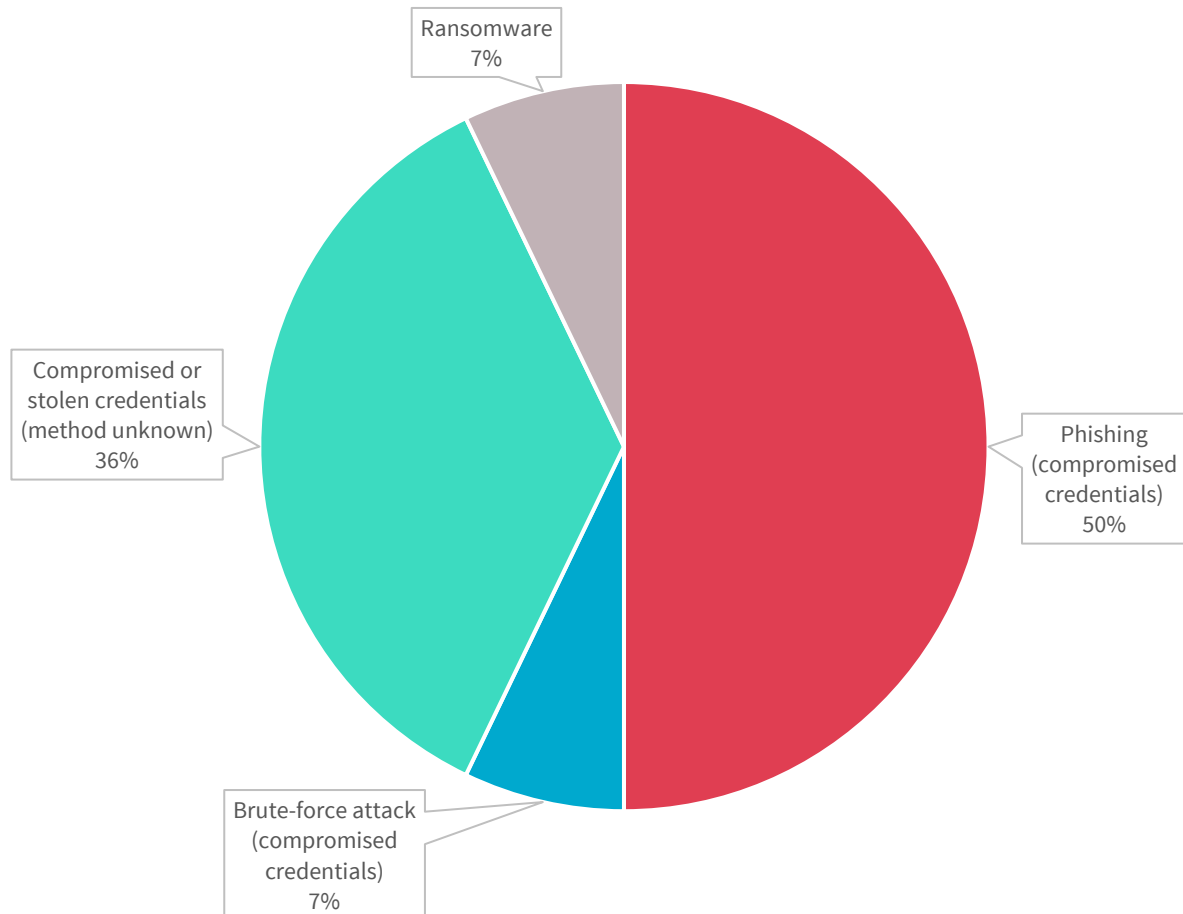


Malicious and criminal attacks were the second largest source of data breaches notified by the finance sector (47 per cent). Of these, cyber incidents were the most common type of attack (14 notifications).

## Cyber incident data breaches — Finance sector

This chart breaks down the kinds of data breaches identified as ‘malicious or criminal attack — cyber incident’ by the finance sector in the quarter.

Chart 3.5 — Cyber incident breakdown — Finance sector



Of the cyber incidents notified by the finance sector, 93 per cent of incidents were related to lost or stolen credentials (such as phishing or brute-force attacks). Ransomware attacks comprised the remaining 7 per cent.

## System fault data breaches — Finance sector

One notification in the quarter identified the source of the data breach as a system fault leading to unauthorised access.

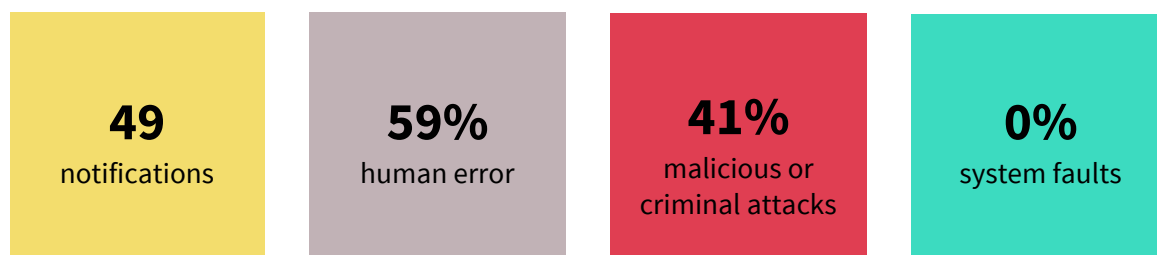


## Health sector report

This section covers notifications made under the [Notifiable Data Breaches scheme](#) by entities in the private health service provider (health) sector.<sup>4</sup>

Notifications made under the *My Health Records Act 2012* are not included in this report, as they are subject to specific notification requirements set out in that Act.

### Summary – Health sector



### Number of data breaches reported – Health sector

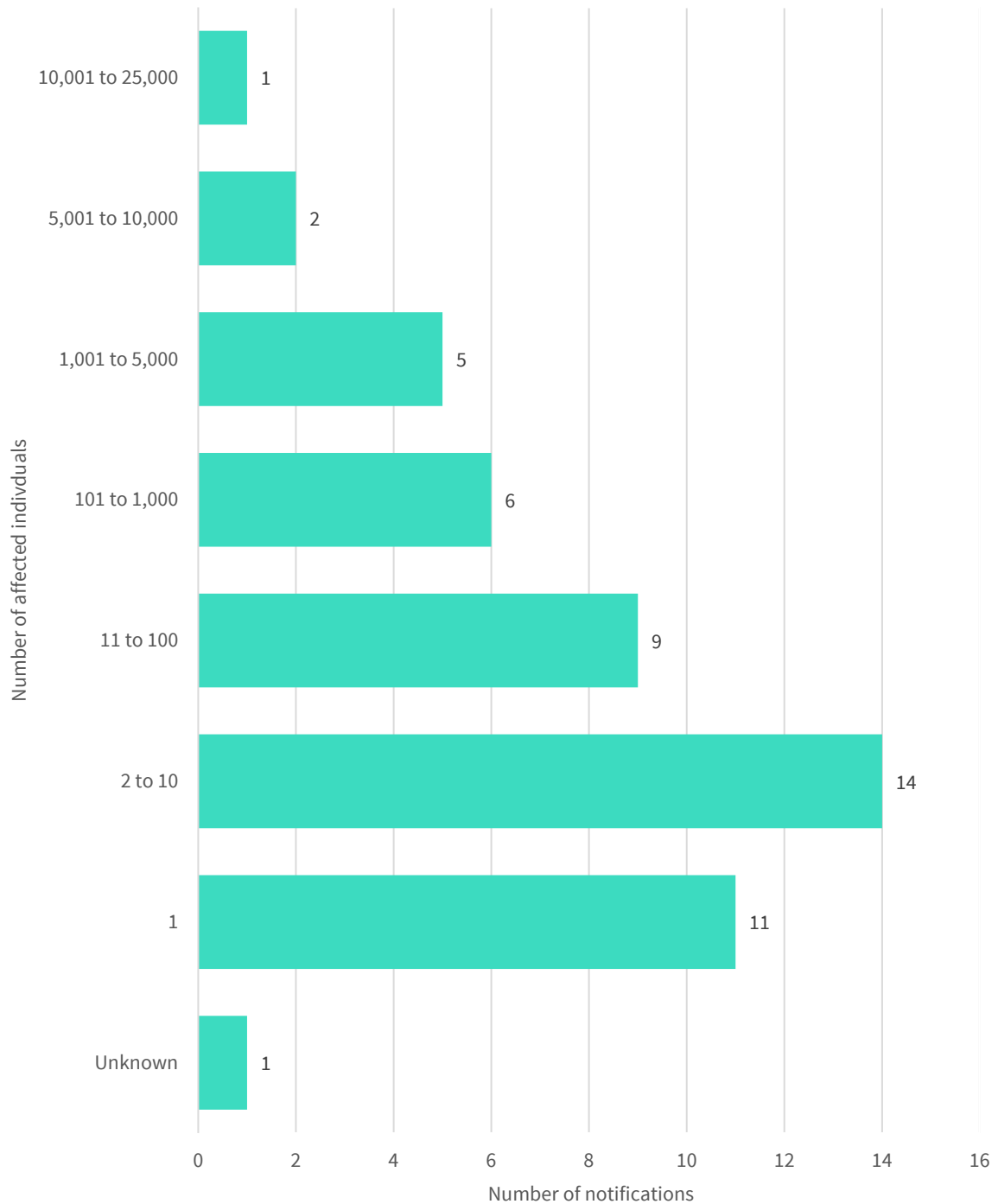
Table 4.A – Number of breaches reported under the Notifiable Data Breaches scheme by the health sector by quarter

	Number of notifications
Total received in the quarter – April to June 2018	49
Total received January to March 2018* * As the NDB scheme commenced on 22 February 2018, data is only available for part of the quarter	15
<b>Total received 2017-18</b>	<b>64</b>

<sup>4</sup> A health service provider generally includes any private sector entity that provides a health service within the meaning of [s 6FB of the Privacy Act](#). State or Territory public hospitals and health services are generally not covered – they are bound by State and Territory privacy laws, as applicable.

## Number of individuals affected — Health sector

Chart 4.1 — Number of individuals affected by breaches in the quarter — Health sector

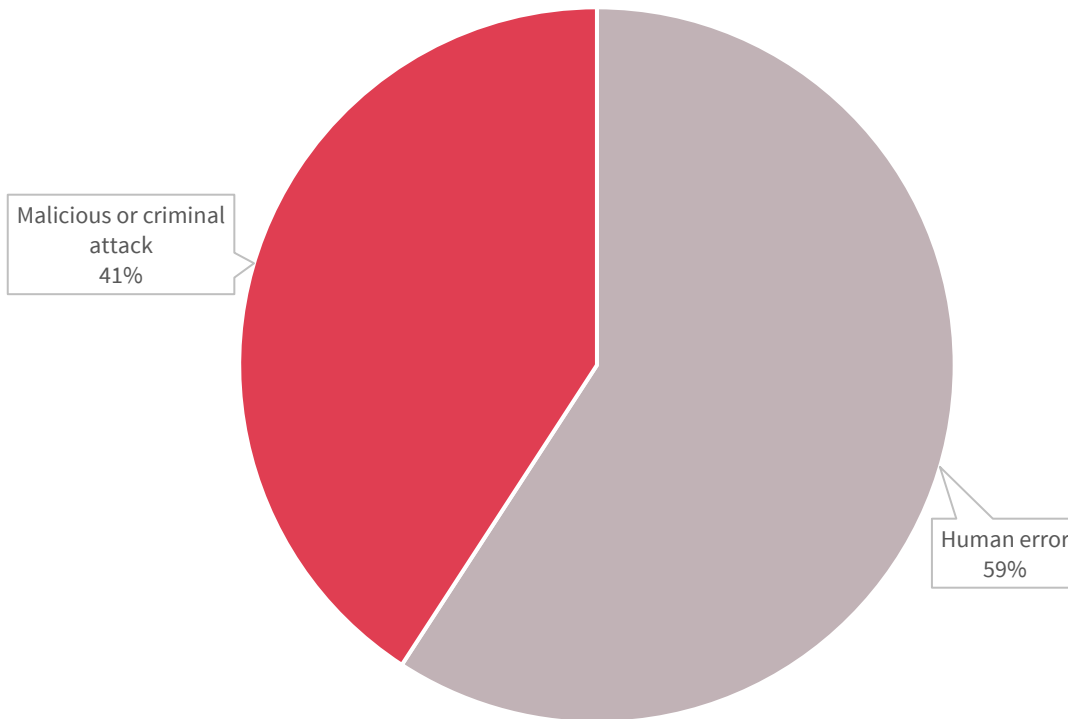


**Note:** Where bands are not shown, there were nil reports in the period.

Most notifications in the period from the health sector involved the personal information involving 100 individuals or fewer (69 per cent of breaches). Data breaches impacting between 1 and 10 individuals comprised 51 per cent of the notifications. 29 per cent of data breaches affected more than 100 individuals.

## Source of the data breaches — Health sector

Chart 4.2 — Source of data breaches by percentage — Health sector



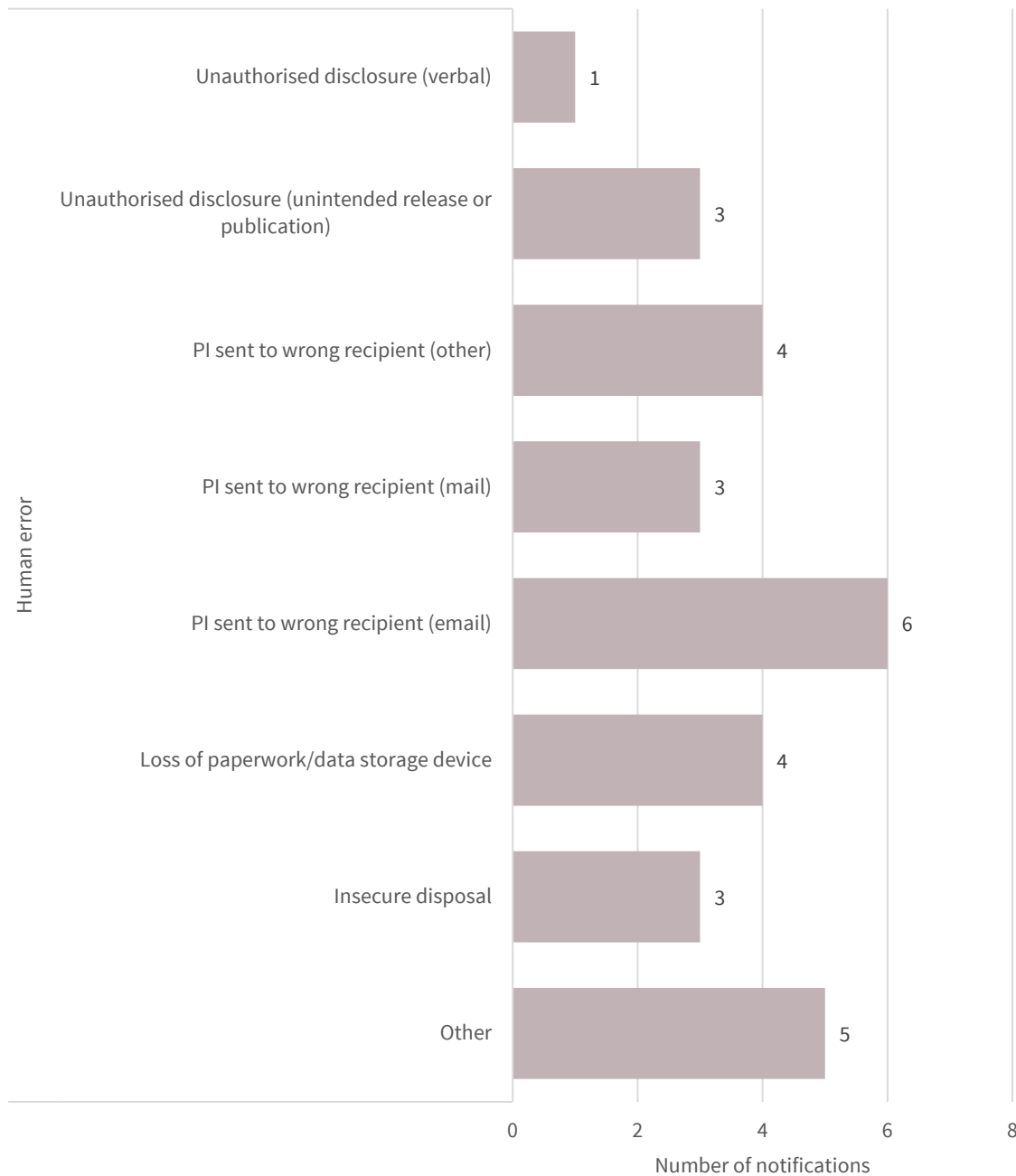
Human error accounted for 59 per cent of data breaches in the health sector. This encompasses incidents in which a mistake made by a person caused the data breach, such as communications sent to the wrong recipient, insecure disposal of personal information, or loss of paperwork or a storage device.

Malicious or criminal attacks accounted for 41 per cent of health sector data breaches.

## Human error data breaches — Health sector

This chart breaks down the kinds of data breaches identified as ‘human error’ by the health sector in the quarter.

Chart 4.3 — Human error breakdown — Health sector

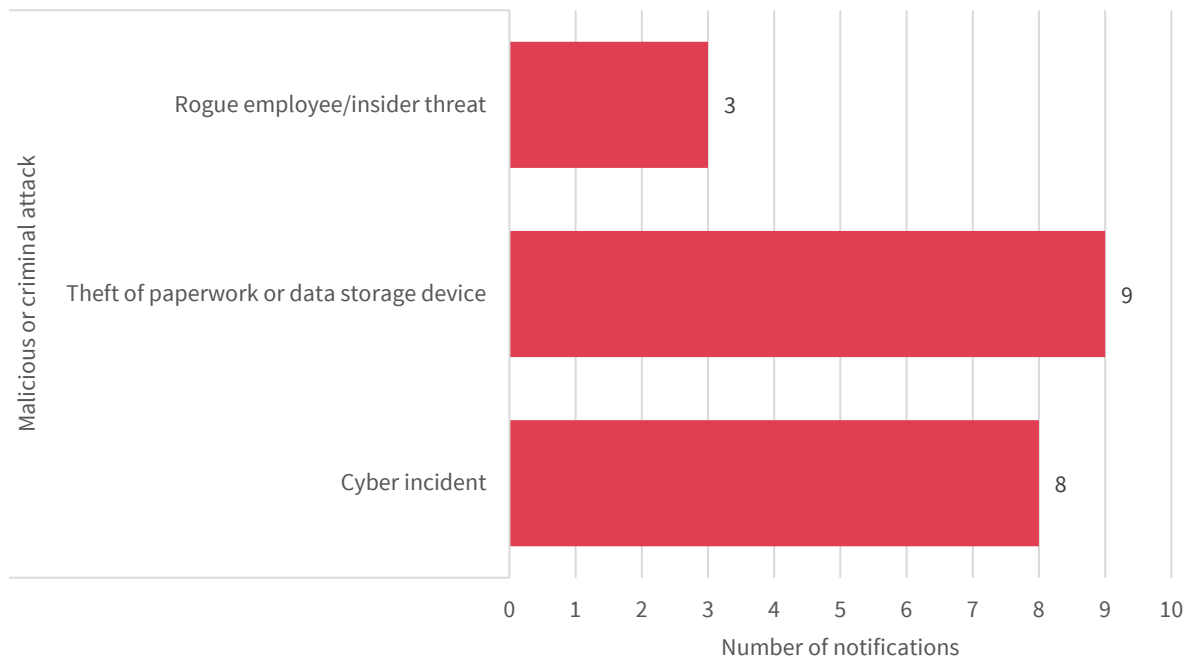


The largest source of data breaches from the health sector was human error (59 per cent), with examples including sending personal information to the wrong recipient by email (6 notifications), mail (3 notifications) or other means (4 notifications), loss of paperwork or storage devices (4 notifications) and unintended release or publication of personal information (3 notifications).

## Malicious or criminal attack data breaches — Health sector

This chart breaks down the kinds of data breaches identified as ‘malicious or criminal attack’ by the health sector in the quarter.

Chart 4.4 — Malicious or criminal attacks breakdown — Health sector

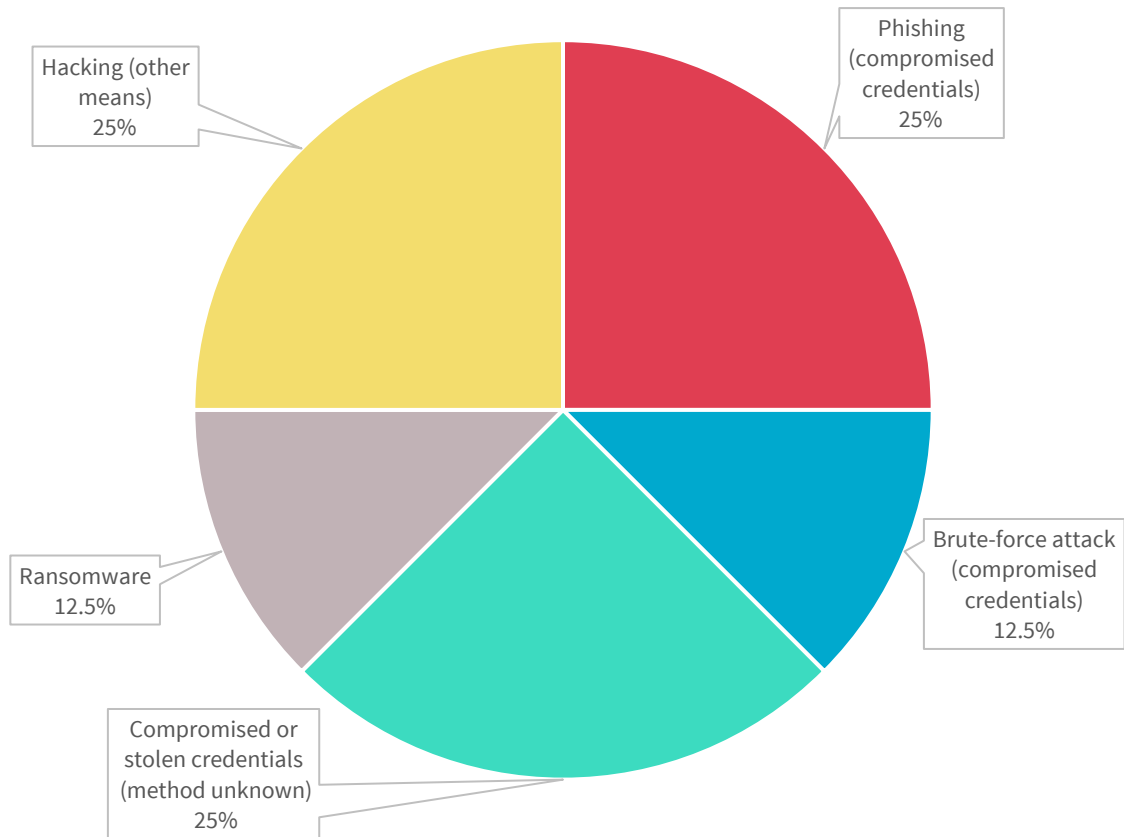


Malicious and criminal attacks were the second largest source of data breaches from the health sector (41 per cent). Theft of paperwork or storage devices was the most common type of attack (9 notifications). Cyber incidents were second most common type of attack (8 notifications).

## Cyber incident data breaches — Health sector

This chart breaks down the kinds of data breaches identified as ‘malicious or criminal attack — cyber incident’ by the health sector in the quarter.

Chart 4.5 — Cyber incident breakdown — Health sector



Of the cyber incident data breaches notified by the health sector, 62.5 per cent of incidents related to lost or stolen credentials (such as phishing or brute-force attacks). Hacking by other means (25 per cent) and ransomware attacks (12.5 per cent) comprised the remaining cyber incidents.

## System fault data breaches — Health sector

In the quarter, ‘system faults’ was not identified as the source of any data breaches notified by the health sector.

# Glossary

## Data breach categories

Term	Definition
<b>Human error</b>	An unintended action by an individual directly resulting in a data breach, for example inadvertent disclosure caused by sending a document containing personal information to the incorrect recipient.
<i>PI sent to wrong recipient (email)</i>	Personal information sent to the wrong recipient via email, for example, as a result of misaddressed email or incorrect address on file.
<i>PI sent to wrong recipient (fax)</i>	Personal information sent to the wrong recipient via facsimile machine, for example, as a result of fax number incorrectly entered or wrong fax number on file.
<i>PI sent to wrong recipient (mail)</i>	Personal information sent to the wrong recipient via postal mail, for example, as a result of transcribing error or wrong address on file.
<i>PI sent to wrong recipient (other)</i>	Personal information sent to the wrong recipient via channels other than email, fax or mail, for example, delivery by hand or uploading to web portal.
<i>Failure to use BCC when sending email</i>	Sending an email to a group by including all recipient email addresses in the 'To' field, thereby disclosing all recipient email addresses to all recipients.
<i>Insecure disposal</i>	Disposing of personal information in a manner that could lead to its unauthorised disclosure, for example, using a public rubbish bin to dispose of customer records instead of a secure document disposal bin.
<i>Loss of paperwork/data storage device</i>	Loss of a physical asset(s) containing personal information, for example, leaving a folder or a laptop on a bus.
<i>Unauthorised disclosure (failure to redact)</i>	Failure to effectively remove or de-identify personal information from a record before disclosing it.
<i>Unauthorised disclosure (verbal)</i>	Disclosing personal information without authorisation, verbally, for example, calling it out in a waiting room.
<i>Unauthorised disclosure (unintended release or publication)</i>	Unauthorised disclosure of personal information in a written format, including paper documents or online.

<b>Term</b>	<b>Definition</b>
<b>Malicious or criminal attack</b>	A malicious or criminal attack deliberately crafted to exploit known vulnerabilities for financial or other gain.
<i>Theft of paperwork or data storage device</i>	Theft of paperwork or data storage device.
<i>Social engineering/impersonation</i>	An attack that relies heavily on human interaction to manipulate people into breaking normal security procedures and best practices in order to gain access to systems, networks or physical locations.
<i>Rogue employee/insider threat</i>	An attack by an employee or insider acting against the interests of their employer or other entity.
<i>Cyber incident</i>	A cyber incident targets computer information systems, infrastructures, computer networks, or personal computer devices.
<i>Malware</i>	Software which is specifically designed to disrupt, damage, or gain unauthorised access to a computer system.
<i>Ransomware</i>	A type of malicious software designed to block access to data or a computer system until a sum of money is paid or other conditions are met.
<i>Phishing (compromised credentials)</i>	An attack in which the target is contacted by email or text message by someone posing as a legitimate institution to lure individuals into providing personal information, sensitive information or passwords.
<i>Brute-force attack (compromised credentials)</i>	Automated software is used to generate a large number of consecutive guesses as to the value of the desired data, for example passwords.
<i>Compromised or stolen credentials (method unknown)</i>	Credentials are compromised or stolen by methods unknown.
<i>Hacking (other means)</i>	Exploiting a software or security weakness to gain access to a system or network, other than by way of phishing, brute-force attack or malware.
<b>System fault</b>	A business or technology process error not caused by direct human error.



## Other terminology used in this report and in the NDB Form<sup>5</sup>

Term	Definition/ examples
Financial details	Information relating to an individual's finances, for example, bank account or credit card numbers.
Tax File Number (TFN)	An individual's personal reference number in the tax and superannuation systems, issued by the Australian Taxation Office.
Identity information	Information that is used to confirm an individual's identity, such as a passport number, driver's licence number or other government identifier.
Contact information	Information that is used to contact an individual, for example, home address, phone number or email address.
Health information	As defined in <a href="#">section 6FA of the Privacy Act</a> .
Other sensitive information	Sensitive information, other than health information, as defined in <a href="#">section 6(1) of the Privacy Act</a> . For example, sexual orientation, political or religious views.

---

<sup>5</sup> OAIC's [Notifiable Data Breach Form](#)